College football



AP Laserphoto

Michigan coach Bo Schembechler is carried off the field by his players after the Wolverines' 27-23 victory Wednesday over Nebraska in the Fiesta Bowl.



AP Laserphoto

Jim Harbaugh pulls away from a Nebraska tackler and lunges for a touchdown during Michigan's Fiesta Bowl victory Wednesday.

Busy 3d quarter saves Michigan

By Bob Logan
Chicago Tribune

Fiesta Bowl

TEMPE, Ariz.—All across America, headline writers were dusting off the standard "No Go for Bo Show" headlines they've used almost every time Bo Schembechler coaches Michigan in a bowl game.

Michigan seemed to be using its familiar script again Wednesday in the Fiesta Bowl. Ring in the new year, and ring up another bowl beating for Bo.

Not only were Schembechler's Wolverines trailing Nebraska 14-3 at the half, but they were getting beaten physically. The Cornhuskers controlled the line of scrimmage on offense and defense, shutting down Michigan while springing tailback Doug DuBose for consistent gains.

Michigan needed a turnaround, and that's what the Wolverines got in an incredible third quarter in which they recovered three fumbles, blocked a kick and scored 24 points in 11 minutes 4 seconds.

Then the Michigan defense reasserted itself and fought off a last-ditch rally to topple Nebraska 27-23 in Sun Devil Stadium. It was only the third bowl victory in 13 tries for a Schembechler-coached Wolverine team.

The explosive third quarter electrified the record Fiesta Bowl crowd of 72,454. The largest turnout ever to see a sporting event in Arizona assured Michigan [10-1-1] and Nebraska [9-3] more than $1.1 million each.

"Talk about Bo's script," said Michigan quarterback Jim Harbaugh, who sprang to life after a lethargic first half. "He told us at halftime that what we did on Nebraska's first possession in the third quarter would dictate the rest of the game."

Sure enough, DuBose collided with fullback Tom Rathman on the Huskers' third play of the period and the ball popped loose. Michigan linebacker Jeff Akers recovered it on the Nebraska 21, and in the first minute of the second half the momentum had switched to Michigan.

Sophomore running back Jamie Morris started earning his offensive player of the game laurels by ripping off 19 yards to set up the Wolverines' first touchdown, Gerald White's 1-yard plunge. Morris gained 88 of his game-high 156 yards on just seven third-quarter carries, and said he did it by following the advice of his brother, Joe, the New York Giants' star running back.

"I talked to Joe on the phone and he told me to go out there and run like a man possessed," said Morris, who finished with a total of 22 carries. "After Bo showed so much confidence in us at halftime, I tried to block everything out of my mind except winning this game for him."

With the rest of the Wolverines blocking and tackling with machine-like precision, Morris got his chance. On Nebraska's next possession, savage hits forced two fumbles, and Wolverine tackle Mark Messner grabbed the second one at the Huskers' 38.

Morris ran for 18 yards and White broke loose for 19 to put the ball at Nebraska's 1. Harbaugh dived across to give Michigan [10-1-1] its second touchdown in a span of 2:14 and a 17-14 lead.

Minutes later, safety Dave Arnold charged in from the right side to block a punt by Nebraska's Dan Wingard. Pat Moons' 19-yard field goal soon pushed the Wolverines' margin to 20-14. They wrapped up the onslaught with a 52-yard touchdown drive, aided by two interference penalties on the unraveling Nebraska defense.

DuBose shook off a painful shoulder injury to rush for 99 yards on 17 carries, but Nebraska [9-3] no longer could afford to play ball control after Michigan's Fiesta Bowl record of 24 points in the third period had dumped the Huskers into a 27-14 hole.

The Michigan defense bent for a Cornhusker touchdown in the final quarter, but refused to break when Nebraska crossed midfield in quest of the winning points with just 51 seconds left. Cornerback Garland Rivers' interception of a Steve Taylor pass sealed the victory that Schembechler had predicted at halftime.

"Nobody except 95 Michigan players and the coaches thinks you guys can win this game," Schembechler had told his downcast team in the dressing room. "That wasn't a University of Michigan team on the field in the first half. It's not how we got to the Fiesta Bowl.

"You have to stop Nebraska on their first possession and score right away. I'm going to tell you the same thing I did when you were down earlier in the season: I love all you guys."

Then the Wolverines went out and showed Nebraska the feeling was mutual.

Texas A&M pulls Bo's punch to win

From Chicago Tribune wires

Cotton Bowl

DALLAS—Texas A&M was able to stop Bo Jackson when it had to Wednesday in the 50th Cotton Bowl. The Aggies repelled Auburn's Heisman Trophy running back on fourth and 2 twice during the final quarter before going on to a 36-16 victory.

As the fourth quarter began, A&M led 21-16, but Auburn had a first down at the Aggie 6-yard line.

Jackson gained four yards on first down but was stopped for no gain on his last three attempts.

"We just got together and said we had to do it," said A&M nose guard Sammy O'Brient. "Everybody went for the ballcarrier."

The Aggies were forced to punt, and Auburn again had a chance to take the lead. But on fourth-and-2 on the A&M 27, Jackson was tackled for a yard loss by cornerback Wayne Asberry.

That broke Auburn's spirit, and A&M scored twice during the final 2½ minutes to delight most of the crowd of 73,137.

"They just wanted it badder than we did," said Jackson, who gained 129 yards on a Cotton Bowl-record 31 carries. "The coaches felt we could run right at them. We did, and they stopped us. I thought that since we were on the far side of the field, we should run a pitchout play or option play to the corner. They probably would have stopped us on an outside play, too.

"The two touchdowns I scored couldn't even compare to what they did to us twice down there on their end of the field. I can take the losing. I just hate that my career is over. I hate to go out this way."

"They just whipped us on fourth and short," said Auburn coach Pat Dye. "They were more balanced offensively than we were. We made some big plays, too, but it was the goal-line stand that did it to us."

"I've been around a lot of teams, but I've never been around a team that has given so much of themselves to make something happen," said A&M coach Jackie Sherrill, a linebacker under Dye when Dye was an assistant coach at Alabama in 1965.

A&M quarterback Kevin Murray [16 of 26] threw for a record 292 yards and the clinching TD, a 9-yarder to Keith Woodside with 2:22 left. Andrew Toney added a 1-yard TD run with three seconds to go after an interception.

"You gain respect by winning. If we're not respected now, you can throw that word out of the dictionary," said Murray, whose performance broke the record of 231 yards set in 1970 by Notre Dame's Joe Theismann in a 21-17 loss to Texas.

A&M may be respected. It also is suspected, especially concerning the recruiting of Murray and the possible payoffs to players.

But that wasn't on the sophomore quarterback's mind.

"All this makes next year all the more exciting," Murray said. "This has been the most fun I've had. I think I played okay, nothing spectacular. But I felt like a champion out there."



AP Laserphoto

Keith Woodside of Texas A&M completes a 22-yard touchdown run during the Aggies' 36-16 Cotton Bowl victory over Auburn. Aggies' quarterback Kevin Murray hails the effort.

Auburn [8-4], which had won four straight bowl games, opened the scoring with slightly more than a minute gone in the game. Harold Hallman recovered a Murray fumble at the A&M 21. Three plays later, Jackson scored on a 5-yard run.

The Tigers returned the favor. Trey Gainous fumbled a punt, and Monte Jay recovered at the Auburn 31. On A&M's fifth play of the drive, Harry Johnson broke two tackles, including one by a player that outweighed him by 80 pounds, and scored on an 11-yard run. A&M missed the extra point.

A&M [10-2] took its first lead when Woodside scored on a 22-yard run late in the first quarter. A two-point pass attempt failed.

Jackson showed his broken-field ability in the second quarter. Taking a short pass from Pat Washington on third and 13, Jackson dodged and darted near the Auburn sideline before cutting back toward the A&M sideline. In the end, it was like an F-16 being pursued by some World War II relics. Jackson's 73-yard high-speed sortie gave Auburn a 13-12 lead. The Tigers failed on a two-point attempt.

A&M took the lead for good with 50 seconds left in the half when Scott Slater connected on a 26-yard field goal.

UCLA's victory a tale of 2 records

From Chicago Tribune wires

Rose Bowl

PASADENA, Calif.—What occurred at the Rose Bowl Wednesday could be summed up in two sentences:

- UCLA freshman Eric Ball, a Ypsilanti, Mich., native who wanted to play in the Rose Bowl for Michigan, tied a modern record with four touchdown runs, rushing for 227 yards on 22 carries.
- Iowa tied a record by losing four fumbles, all of them in the first half by Ronnie Harmon.

Those statements are the simplest and most accurate way to describe UCLA's 45-28 victory. The Bruins have won three of the last four Rose Bowls and have come away victorious in their last five New Year's Day encounters with the Big 10.

Coincidentally, UCLA has scored 45 points in its last two Rose Bowls. The Bruins routed Illinois 45-9 in 1984. For Iowa, it was the second straight time that a freshman has burned the Hawkeyes. Washington's Jacque Robinson rushed for 142 yards and 2 TDs in the Huskies' 28-0 victory in the 1982 game.

"I went out with the attitude that I wasn't going to let one man stop me," said Ball, who was redshirted in 1984. "I had to run hard every play because it was the last game of the year."

It was his second four-touchdown game, the other coming against San Diego State. Freeman McNeil is the only other UCLA player to have scored four TDs twice.

"I just couldn't tell you about him because they were all running past us," Iowa coach Hayden Fry said of Ball. "I couldn't tell him from the others. There was no indication they'd be as good as they were. If they played all season like they did against us, they'd be national champions."

The game started off in wild fashion, with three turnovers during the first five minutes.

UCLA punter Ted Henderson couldn't handle a high snap on the Bruins' first possession, and the Hawkeyes recovered at the UCLA 5.

But Harmon fumbled on Iowa's first play.

UCLA continued to play giveaway when Matt Stevens was intercepted at midfield by Nate Creer, setting up David Hudson's 1-yard TD run.

It proved to be Iowa's only lead.

Behind Stevens, playing because David Norrie has a bruised thigh, and Ball, who came in when Gaston Green injured a hamstring, UCLA tied the score. Ball's first carry was a 30-yard TD burst through the left side.

The Bruins [9-2-1] took the lead on John Lee's 42-yard field goal, which was set up by one of Harmon's fumbles. But a fumble by Stevens led to a 24-yard field by Rob Houghtlin and a 10-10 tie in the second quarter.

Ball scored twice in the final 8 minutes 41 seconds of the half to give UCLA a 24-10 lead.

Harmon's fourth bobble was recovered at the UCLA 48. Stevens [16 of 26 for 189 yards] hit Karl Dorrell with a 48-yard completion before Ball scored on a 6-yard run.

Iowa [10-2], which had lost only nine fumbles during the regular season and only two in the last six games, showed some signs of life at the start of the second half. The Hawkeyes cut the deficit to 24-17 on Chuck Long's 4-yard keeper.

But UCLA came right back with a 73-yard, 14-play march that was capped by Stevens' 9-yard pass to Mike Sherrard.

Ga. Tech wins with bench

From Chicago Tribune wires

Bowl notes

Georgia Tech quarterback Todd Rampley, making his first start, said Tuesday's All-American Bowl was like a nerve-racking dream with a beautiful ending.

Rampley, given the starting job after coach Bill Curry suspended starter John Dewberry and three other players for missing curfew, led Tech to a 17-14 comeback victory over Michigan State.

"I felt like I was part of a fantastic dream," Rampley said. "I guess I was. There were things I could have done better, but the grade I count the highest was the scoreboard. It was beautiful."

Malcolm King scored the winning touchdown on a 5-yard run with 1 minute 50 seconds left.

- Texas coach Fred Akers should have known it wasn't going to be his day. During the first quarter of the Bluebonnet Bowl against Air Force, a small plane flew over Rice Stadium in Houston with a banner in tow: "Fire Fred."

Texas' 24-16 loss didn't do anything to help Akers.

College football



UPI photo

UCLA's Eric Ball is congratulated by Al Wilson after scoring one of his four TDs in a 45-28 Rose Bowl victory over Iowa. Ball ran for 227 yards.

Long's 2d shot at bowl didn't come up roses

From Chicago Tribune wires

PASADENA, Calif.—Chuck Long passed up pro football for a year for another shot at the Rose Bowl. He got that chance Wednesday, but it didn't go as well as planned.

UCLA sacked him four times and intercepted him once on its way to a 45-28 victory.

"They used pretty much the same game plan they used all along," Long said of UCLA's defense. "They ran a few more blitzes up the middle and a few more stunts to put pressure on me. And they did put some pressure on me. But I thought we had a good game plan and were able to move the ball quite a bit."

Long was 29 of 37 for 319 yards and a touchdown. In the first half, he was 14 of 16.

"We lost the game, and we really wanted to win it," Long said. "I thought we were relaxed out there. It wasn't like we went out there and choked. We just turned the ball over too much, just like the Ohio State game. But it's better to be out here than to be nowhere."

Against the Buckeyes, Long was intercepted four times. Against UCLA, running Ronnie Harmon lost four fumbles.

"He ran hard every time he had the ball," Iowa coach Hayden Fry said of Harmon. "Those things happen."

Harmon's misfortunes made a hero out of linebacker Ken Norton Jr., who proved to be as hard a hitter as his father. Norton forced two of Harmon's fumbles. Norton is the son of the former heavyweight boxing champion.

Verdi

Continued from page 1

to bring your team across the country in one week and ask them to play their best game."

UCLA was without its starting quarterback David Norrie, so Matt Stevens threw to the rescue, for 189 yards. Then the Bruins' ace tailback, Gaston Green, went down, so freshman Eric Ball danced on the visitors' shoulder pads for four touchdowns and 227 yards in 22 carries. If that effort wasn't humiliating enough for the country's most overrated football conference, consider this.

"I grew up two miles from the stadium in Michigan," said Ypsilanti-born Ball, whose fumble in a season-ending defeat to Southern Cal almost cost UCLA an opportunity at this annual Pac-10 feast. "They recruited me, but it was my decision to come here. I'd been around there 10 years. I figured I'd been there long enough, so it was time to go someplace else."

Ah, but all was not lost for the mighty Big 10 this postseason. The Fainting Illini succumbed in the much-revered Peach Bowl, and Michigan State faltered in the All-America fete. But Michigan rolled in the Fiesta, Minnesota took the Independence and, last but not least, the Florida Citrus belonged to Ohio State. Thus, the Big 10 achieved a 3-3 split. Northwestern was idle. More next year, if you can wait.

Big 10 teams in the bowls

Independence	
Minnesota	20
Clemson	13
Florida Citrus	
Ohio State	10
Brigham Young	7
Peach	
Army	31
Illinois	29
All-American	
Georgia Tech	17
Michigan State	14
Fiesta	
Michigan	27
Nebraska	23
Rose	
UCLA	45
Iowa	28



UPI photo

UCLA's Melvin Jackson bears down on Iowa quarterback Chuck Long during the Rose Bowl. Long completed 29 of 37 passes for 319 yards.

Chicago Tribune
A great city deserves a great newspaper.

3 DAY SALE!
Ends January 4.
EVERY GOODYEAR TIRE IN STOCK!
Thursday, Friday, Saturday Only!
For great deals on great tires, this is the time to buy. Thursday, Friday, and Saturday only... every Goodyear tire will be sale priced for great savings! Every steel belted radial. Every white letter and performance radial. Every all season radial. Every bias-ply and bias-belted tire. And every pickup, van, and RV tire in stock. First come first served, so shop early and save!

90 DAYS THE SILVER CARD FROM CITIBANK SAME AS CASH!
Get Quick Credit with The Silver Card℠ from Citibank... and take 90 days to pay, same as cash! (Not available at some locations.) You may also use these other ways to buy: American Express • Carte Blanche • Diners Club • MasterCard • Visa
RAIN CHECK — If we sell out of your size we will issue you a rain check, assuring future delivery at the advertised price.
PRICES, LIMITED WARRANTIES AND CREDIT TERMS SHOWN ARE AVAILABLE AT GOODYEAR AUTO SERVICE CENTERS. SEE ANY OF THE BELOW LISTED INDEPENDENT DEALERS FOR THEIR COMPETITIVE PRICES, WARRANTIES AND CREDIT TERMS. AUTO SERVICES NOT AVAILABLE AT STARRED LOCATIONS.

DO YOURSELF A FAVOR, GO TO GOODYEAR

7 GOOD REASONS TO SHOP WITH US
• Your satisfaction is our top priority
• More locations for your convenience
• Personal tire-buying assistance
• Full selection of America's favorite tires
• State-of-the-art service for your car or light truck
• Service for all of Goodyear's National Accounts
• Quick credit with The Silver Card by Citibank

GOODYEAR INDEPENDENT DEALERS
SOME SERVICES NOT AVAILABLE AT CERTAIN LOCATIONS
CHICAGO
ACORN TIRE & SUPPLY 1001 W. Washington TA9-0600
ACORN TIRE & SUPPLY 6200 N. Lincoln 539-2970
ADVANCE TIRE & AUTO 2523 W. Cermak Rd. 847-4300
JOHNNY BROWN TIRE 8517 S. Cottage Grv. 487-8500
JOHNNY BROWN TIRE 9549 S Western Ave 779-3821
JOHNNY BROWN TIRE 1820 E. 87th St. 933-6800
MUNICIPAL TIRE & WHEEL 1818 S. Wabash 225-4338
TIRE TOWN AUTO & TRUCK CENTER 4939 W. Irving Park Rd. 283-3784
V.I.P TIRE 5301 S. Archer Ave. 767-6800
SUBURBS SOUTH
BLUE ISLAND BERRY TIRE SOUTH 12742 S. Western Ave. 928-7404 389-3135
BRIDGEVIEW WILRAE INC. 9200 S. Harlem 599-0900
CALUMET CITY ALL AMERICAN TIRE 1720 Sibley Blvd. 862-1210
CHICAGO HEIGHTS TRL TIRE SERVICE 608 Dixie Hwy 754-TIRE
SO. CHICAGO HTS. TRL TIRE SERVICE CO. 3349 East End Ave. 754-7909
HOMEWOOD SKIPS TIRE CO 18340 Kedzie Ave 798-8103
DE RE AUTO SVC. CTR 177th & Halsted 957-9070
MATTESON TRL TIRE SERVICE OF MATTESON 4646 W. 211th St. 747-2611
SUMMIT FIRE BIRD TIRE & AUTO CENTER 7322 W. Archer Ave. 458-6311
WESTHAVEN/ ORLAND PARK SKIPS TIRE CO. 8843 159th 460-4474
SOUTHWEST
ROMEOVILLE G&J TIRE & AUTO SRV. 49 Naperville Rd. 815-886-0300 312-739-5034
JOLIET JOLIET TIRE CO. 112 N. Larkin 815-741-8473
MICKEY'S AUTO SRV. 1136 PLAINFIELD 815-722-9220
R & R TIRE CONSULTANTS 452 N. Chicago 815-723-7103
WILLOWBROOK/ BURR RIDGE V.I.P. TIRE 9300 S. Route 83 323-6500
WEST
ADDISON OLYMPIC TIRE CENTER 600 W. Lake 543-5772
BARTLETT SPRINGHILL TIRE Rte. #20 (Lake) & Oak 837-9092
CAROL STREAM/ BLOOMINGDALE OLYMPIC TIRE CTR. 980 Army Trail Rd. 830-5900
ELMHURST RAHMAN TIRE 293 S. Rt. #83 (St. Charles Rd & Rt.#83) 279-5490
FOREST PARK CONSOLIDATED TIRE 25 S. Harlem (2 Doors S. of Lake St. El) 366-4032
FRANKLIN PARK AURILIO TIRE CO. 10237 Grand Ave. 451-0535
GLENDALE HEIGHTS A & E TIRE INC. 605 E. North Ave. 858-4232
NAPERVILLE ROADMASTER TIRE CO. LTD 275 Ogden Ave. 355-3200
RIVER GROVE/ FRANKLIN PARK BERRY TIRE CO. 9229 W. Grand Ave 451-0200
VILLA PARK/ LOMBARD ACORN TIRE & SUPPLY CO. 103 W. Roosevelt Rd. 620-0600
WEST CHICAGO KRAGES TIRE CTR. 120 E. Roosevelt Rd. 231-7677
WESTMONT AURILIO TIRE CO. 27 W. 63rd. St. (1 Block W. of Cass) 960-5410
NORTH
DES PLAINES BERRY TIRE CO. 1396 Miner St. 297-1767
DES PLAINES SVC. STORE 1267 S. Elmhurst Rd. 956-7727
EVANSTON BERRY TIRE NORTH 2522 Green Bay Rd 864-0425
LIBERTYVILLE BERRY TIRE CO. 1001 N. Milwaukee 362-4110
NILES ACORN TIRE & SUPPLY 9503 N. Milwauke Ave. 967-9550
SKOKIE SGS TIRE AND AUTO 9323 N. Skokie 679-4840
NORTHWEST
CARPENTERSVILLE SPRINGHILL TIRE & AUTO 80 Kennedy Drive 428-3901
ELGIN BUNGES TIRE CENTER 280 S. Grove Ave. 741-2577
HOFFMAN ESTATES/ SCHAUMBURG ACORN TIRE CO. 100 E. Higgins Rd. 882-0600
PALATINE BUSCH AUTO SERVICE 137 S. Northwest Hwy. 358-1234
PALATINE/ BUFFALO GROVE TYRE WORKS, INC. 1800 N. Rand Rd. 359-6888
WHEELING/ BUFFALO GROVE CHECKPOINT TIRE CENTER 723 W. Dundee Rd. 541-2122
McHENRY AUTO TECH CENTERS 4400 W. Rt. #120 815-385-7300
INDIANA
CROWN POINT LEVIN TIRE CTR 501 N. Main St. 219-663-1876
HIGHLAND LEVIN TIRE CENTER 9500 Indianapolis Blvd 219-924-1710
HOBART LEVIN TIRE CENTER 1997 East 37th Ave (In the Save-More Plaza) 219-947-2574
MERRILLVILLE LEVIN TIRE CENTER 5713 Broadway 219-887-0531
PORTAGE BROWN TIRE CENTER US #20 & Samuelson Rd. 219-762-7702
VALPARAISO BROWN TIRE CO. 2404 N. Calumet 219-462-3109
GOODYEAR AUTO SERVICE CENTERS
AURORA 905 North Lake Street 892-7916
BERWYN 6700 West Cermak Rd. 749-1640
BRIDGEVIEW 8000 S. Harlem Ave. 594-6652
CHICAGO
4809 North Broadway 334-5553
2819 North Central Av. 286-2909
3400 N. Lincoln Ave. 348-5433
653 West 63rd Street 224-3058
4810 South Ashland Ave. 376-4303
6154 South Kedzie Ave. 778-6767
11442 S. Michigan Ave. 928-2900
DEERFIELD 25 Waukegan Road 945-7210
DES PLAINES 1180 Oakton Street 297-5360
ELK GROVE VILLAGE 1015 Grove Mall 593-6730
HANOVER PARK 1539 Irving Park Rd. 837-7685
HILLSIDE 4531 West Harrison St. 449-6540
LA GRANGE 12 North La Grange Rd 352-4910
LANSING 2500 E. 173rd St. (173rd & Bernice) 474-1446
MT. PROSPECT 102 East Rand Rd. 392-8181
NORRIDGE Harlem & Irving 453-1064
OAK LAWN 4810 West 95th Street 423-7300
ROLLING MEADOWS 3007 Kirchoff Road 255-3600
INDIANA
EAST CHICAGO 1705 E. Columbus Drive 219-397-2011
GARY 3515 Grant St 219-887-9526

Hockey

NHL

Campbell Conference

Norris Division	W	L	T	Pts	GF	GA
CHICAGO	16	16	4	36	160	170
St. Louis	16	14	4	36	131	137
Minnesota	13	16	7	33	152	142
Toronto	10	20	5	25	132	156
Detroit	8	24	4	20	118	191
Smythe Division	**W**	**L**	**T**	**Pts**	**GF**	**GA**
Edmonton	26	7	4	56	198	147
Calgary	17	15	3	37	150	130
Vancouver	13	21	4	30	141	162
Winnipeg	12	24	4	28	147	189
Los Angeles	10	21	4	24	120	176

Wales Conference

Patrick Division	W	L	T	Pts	GF	GA
Philadelphia	28	10	0	56	175	117
Washington	22	10	4	48	144	118
N.Y. Islanders	15	13	9	39	143	139
N.Y. Rangers	17	20	2	36	138	134
Pittsburgh	16	19	4	36	149	144
New Jersey	13	21	1	27	131	160
Adams Division	**W**	**L**	**T**	**Pts**	**GF**	**GA**
Montreal	19	13	4	42	161	130
Boston	17	13	7	41	142	128
Quebec	19	15	2	40	144	120
Buffalo	18	16	3	39	140	127
Hartford	19	16	1	39	146	144

Wednesday's results

CHICAGO 7, Pittsburgh 4
Washington 3, N.Y. Rangers 0
Toronto 3, Montreal 2

Thursday's games

Quebec at Hartford, 6:35 p.m.
Buffalo at Detroit, 6:35 p.m.
Boston at N.Y. Islanders, 7:05 p.m.
Vancouver at Minnesota, 7:35 p.m.
Edmonton at Calgary, 8:35 p.m.
Philadelphia at Los Angeles, 9:35 p.m.

Friday's games

Washington at New Jersey, 6:35 p.m.
Montreal at Winnipeg, 8:05 p.m.

Tuesday's results

Quebec 5, Hartford 1
Boston 6, Buffalo 6, OT
N.Y. Islanders 5, Detroit 4, OT
Edmonton 4, Philadelphia 3
Minnesota 6, Calgary 3
Pittsburgh 8, St. Louis 4

Black Hawks 7, Penguins 4

Pittsburgh	1	1	2—4
BLACK HAWKS	3	2	1—7

FIRST PERIOD—1, BLACK HAWKS, T. Murray 20 [Watson, Olczyk], 0:56. 2, BLACK HAWKS, Larmer 12 [Savard, Secord], ppg, 7:15. 3, Pittsburgh, Schmidt 6, [unassisted]m 16:46. 4, BLACK HAWKS, Secord 15 [Savard, B. Murray], ppg, 19:08. Penalties—Frawley, Pit, 0:31; B. Wilson, BLACK HAWKS, 0:31; Brown, BLACK HAWKS, 3:08; Siren, Pit, 6:43; Frawley, Pit, 13:12; Posa, BLACK HAWKS, 13:12; B. Wilson, BLACK HAWKS, 14:22; Mantha, Pit, 18:25.

SECOND PERIOD—5, BLACK HAWKS, Secord 16 [Larmer, Savard], 2:44. 6, Pittsburgh, Errey 8 [Bullard, Mantha], 14:38. 7, BLACK HAWKS, T. Murray 21 [Larmer], shg, 18:45. Penalties—Yaremchuk, BLACK HAWKS, 5:55; Bodger, Pit, 11:52; B. Wilson, BLACK HAWKS, 15:18; B. Wilson, BLACK HAWKS, 19:52.

THIRD PERIOD—8, Pittsburgh, Schmidt 7 [Lemieux, Bullard], 9:41. 9, BLACK HAWKS, Secord 17 [Savard], 10:49. 10, Pittsburgh, Cunneyworth 7 [Blaisdell, Schmidt], 15:43. 11, BLACK HAWKS, T. Murray 22 [Olczyk, D. Wilson], eng, 19:56. Penalties—None.

Shots on goal:

Pittsburgh	12	18	17—47
BLACK HAWKS	16	12	5—33

Power-play conversions—Pittsburgh 0-5. BLACK HAWKS 2-3.

Goalies—Pittsburgh, Meloche. BLACK HAWKS, Bannerman. A—17,523.

Maple Leafs 3, Canadiens 2

Montreal	1	0	1—2
Toronto	2	1	0—3

FIRST PERIOD—1, Toronto, Fergus 12 [Frycer, Benning], 14:28. 2, Montreal, Smith 14 [Dahlin, Kurvers], 18:03. 3, Toronto, Leeman 7 [Jackson], 18:31. Penalties—Nylund, Tor [holding], :51; Ludwig, Mon [interference], 9:26.

SECOND PERIOD—4, Toronto, Courtnall 9 [Jackson], 11:45. Penalties—Smith, Tor, major [fighting], 5:06; McPhee, Mon, major [fighting] 5:06; Smith, Tor [hooking] 12:27.

THIRD PERIOD—5, Montreal, Robinson 10 [Naslund, Walter], 13:08. Penalties—Carbonneau, Mon [slashing], 4:36; Fergus, Tor [slashing], 4:36.

Shots on goal:

Montreal	7	11	10—28
Toronto	10	11	6—27

Power-play Opportunities—Montreal 0-2; Toronto 0-1.

Goalies—Montreal, Roy; Toronto, Bernhardt. A—16,382.

Capitals 3, Rangers 0

N.Y. Rangers	0	0	0—0
Washington	1	1	1—3

FIRST PERIOD—1, Washington, Pettersson 8 [Stevens, Haworth], 7:03. Penalties— Brooke, NY [high-sticking], :15; Adams, Washington [high-sticking], :15; McEwen, NY [holding], 4:51; Sandstrom, NY [slashing], 10:07; Haworth, Was [slashing], 10:07; Langway, Was [delay of game], 13:28.

SECOND PERIOD—2, Washington, Laughlin 10 [Haworth, Adams], 1:50. Penalties— Langway, Was [holding], 8:15; Huber, NY [holding], 17:04.

THIRD PERIOD—3, Washington, Hatcher 4 [Haworth, Adams], 5:46. Penalties—Stevens, Was [hooking], 7:29; Sandstrom, NY [roughing], 9:04; Adams, Washington [slashing], 12:23.

Shots on goal:

New York	11	9	10—30
Washington	10	11	9—30

Power-play Opportunities—New York 0-4; Washington 0-3.

Goalies—New York, Vanbiesbrouck. Washington, Jensen. A—16,250.

Tuesday's late results

Bruins 6, Sabres 6, OT

Boston	1	2	3	0—6
Buffalo	3	1	2	0—6

FIRST PERIOD—1, Bufffalo, Orlando 8 [Housley], 4:40. 2, Boston, Casper 8 [Bourque, Middleton], 7:08 [sh]. 3, Buffalo, Dunn 1 [Housley, Andreychuk], 8:53 [pp]. 5, Buffalo, Andreychuk 14 [Dykstra, Foligno], 15:22. Penalties—Andeychuk, Buf [high-sticking], 1:27; Burridge, Bos [hooking], 6:56; Derlago, Bos [tripping], 8:13; Playfair, Buf [intererence], 10:25; Pedersen, Bos [high-sticking], 14:49; Cyr, Buf [high-sticking], 14:49; Simmer, Bos [hocking], 19:25.

SECOND PERIOD—5, Buffalo, Andreychuk 15 [Foligno, Tucker], :33. 6, Boston, Middleton 6 [Pedersen, Bourque, 9:56 [pp]. 7, Boston, Simmer 17 [Derlago, Kluzak], 18:15. Penalties—Hajt, Buf [interference], 7:40; Lever, Buf [tripping], 9:43; Curran, Bos [holding], 11:02; Andreychuk, Buf [hoiding], 11:12; Birch, Bos [slashing], 17:11; Andreychuk, Buf [slashing], 17:11.

THIRD PERIOD—8, Buffalo, Tucker 13 [Foligno, Andreychuk], 9:32. 9, Buffalo, Hamel 9 [Housley], 10:31. 10, Boston, Courtnall 5 [Peterson, Nienhaus], 14:17. 11, Boston, Casper 9 [Courtnall, Kluzak], 15:27. 12, Boston, Casper 10 [Thelven], 15:40. Penalties—Thelin, Bos [holding], 3:28; Hughes, Buf [high-sticking], 3:28; McKenna, Buf [tripping], 6:09.

OVERTIME—None. Penalties—None.

Shots on goal:

Boston	10	15	10	2—37
Buffalo	12	9	9	5—35

Power-play opportunities—Boston 1-6; Buffalo 2-4.

Goalies—Boston, Riggin. Buffalo, Barrasso. A—16,433. Referee—Bob Myers.

Penguins 8, Blues 4

Pittsburgh	3	1	4—8
St. Louis	1	0	3—4

FIRST PERIOD—1, Pittsburgh, Lemieux 21 [Ruskowski, Dehlquist], 4:18. 2, St. Louis, Flockhart 11 [Nattress, Federko], 9:07 [pp]. 3, Pittsburgh, Lemieux 22, 9:40. 4, Pittsburgh, Bullard 18 [Cunneyworth], 11:02. Penalties—Sutter, StL [cross-checking], 5:12; Bullard, Pit [tripping], 7:27; Blaisdell, Pit, major [fighting], 18:33; Pavese, StL, major-minor [fighting-roughing], 18:33.

SECOND PERIOD—5, Pittsburgh, Lemieux 23 [Bullard, Mantha], 1:20 [pp]. Penalties—Ruskowski, Pit, major [fighting], 1:07; Rammage, StL., major-minor [slashing-fighting], 1:07; Johnson, Pit [interference], 5:17; Bullard, Pit [holding], 6:08; Hunter, StL [high-sticking], 7:23.

THIRD PERIOD—6, Pittsburgh, Lemieux 24 [Mantha, Bodger], 4:53 [pp]. 7, St. Louis, Flockhart 12 [Barr, Ramage], 6:52 [pp]. 8, St. Louis, Hunter 21 [Federko, Mullen], 7:52 [pp]. 9, Pittsburgh, Bullard 19 [Cunneyworth], 9:03. 10, St. Louis, Hunter 22 [Mullen, Flockhart], 11:16 [pp]. 11, Pittsburgh, Bullard 20 [Lemieux, Shedden], 14:55 [pp]. 12, Pittsburgh, Blaisdell 10 [Lemieux], 17:35. Penalties—Mantha, Pit [hooking], :35; Federko, StL [slashing], 3:59; Hannan, Pit, major [high-sticking], 6:30; Chabot, Pit [hooking], 11:00; Hunter, StL [roughing], 13:19; Nolan, Pit [roughing], 13:19; Ramage, StL [hooking], 14:09.

Shots on goal:

Pittsburgh	12	6	5—23
St. Louis	12	9	21—42

Power-play opportunities—Pittsburgh 3-6; St. Louis 4-8.

Goalies—Pittsburgh, Romano. St. Louis, Womsley. A—9,297. Referee—Mike Noeth.

North Stars 6, Flames 3

Calgary	2	1	0—3
Minnesota	2	3	1—6

FIRST PERIOD—1, Clagary, Loob 9 [Macinnis], 12:14. 2, Minnesota, Graham 12 [McKegney, Maruk], 15;13. 3, Calgary, Macoun 4 [Bozak, Loob], 16:57 [sh]. 4, Minnesota, Acton 15 [Giles, Bellows], 18:23. Penalties—Suter, Cal [high-sticking], 5:23; Risebrough, Cal [high-sticking], 8:54; Bjugstad, Min [hooking], 8:54; Plett, Min [slashing], 10:21; Sheehy, Cal [hooking], 10:21; Hunter, Cal [roughing], 12:31; Macinnis, Cal [hooking], 16:15.

SECOND PERIOD—5, Calgary, Otto 7 [patterson, Macoun], 5:44. 6, Minnesota, Payne 4 [Plett, Lawton], 8:22. 7, Minnesota, Maruk 8 [Nilsson, Rouse], 14:34. 8, Minnesota, Broten 16 [Nilsson, Ciccarelli], 17:55 [pp]. Penalties—Plett, Min [hooking], 2:42; Suter, Cal [roughing], 17:23; Sheehy, Cal [roughing], 17:23; Graham, Min [roughing], 17:23.

THIRD PERIOD—9, Minnesota, Graham 13 [Acton, McKegney], 4:09. Penalties—Suter, Cal, major-minor [fighting, slashing], :51; Ciccarelli, Min, major-minor [fighting, roughing], :51; Rouse, Min [hooking], 9:44; Risebrough, Cal, major, [misconduct], 19:24.

Shots on goal:

Calgary	8	14	9—31
Minnesota	16	19	8—43

Power-play opportunities—Calgary 0-2; Minnesota 1-4.

Goalies—Calgary, Lemelin. Minnesota, Casey. A—12,969. Referee—Ron Fournier.

World Juniors tournament

Team	W	L	T	Pts	GF	GA
Canada	5	0	0	10	50	12
Soviet Union	5	0	0	10	34	10
Finland	3	2	0	6	28	17
Sweden	3	2	0	6	15	18
Czechoslovakia	2	3	0	4	23	17
United States	2	3	0	4	19	22
West Germany	0	5	0	0	8	48
Switzerland	0	5	0	0	9	42

Wednesday's results

United States 4, West Germany 1
Canada 6, Finland 5
Soviet Union 4, Czechoslovakia 3
Sweden 7, Switzerland 1

Thursday's games

Finland vs. Czechoslovakia, 4 p.m.
Soviet Union vs. Canada, 6:30 p.m.
West Germany vs. Sweden, 6:30 p.m.
Switzerland vs. United States, 6:30 p.m.

Friday's games

No games scheduled

Tuesday's results

No games scheduled

Scoreboard

A complete report on the day in sports

Black Hawk statistics

Through Tuesday

Scoring

Player	GP	G	A	Pt	M	P	W	T	S
Dennis Savard	35	23	27	50	40	7	5	2	0
Troy Murray	35	19	26	45	40	4	3	0	1
Curt Fraser	27	14	22	36	51	4	0	0	0
Ed Olczyk	34	13	19	32	22	6	0	0	0
Al Secord	35	14	14	28	88	5	1	0	0
Steve Larmer	35	11	16	27	16	4	0	0	0
Doug Wilson	35	6	21	27	44	0	1	0	0
Behn Wilson	32	7	17	24	52	5	3	0	0
Ken Yaremchuk	35	8	12	20	25	0	0	0	0
Bob Murray	35	4	14	18	30	3	2	0	0
Keith Brown	25	5	7	12	19	1	0	0	1
Bill Watson	27	4	8	12	2	1	0	0	0
Bill Gardner	35	2	10	12	6	0	0	0	0
Jerome DuPont	34	2	8	10	81	0	0	0	0
Darryl Sutter	16	4	4	8	8	1	0	0	0
Jack O'Callahan	35	1	7	8	51	0	0	0	0
Rick Paterson	35	6	1	7	12	0	0	0	4
Wayne Presley	8	2	5	7	2	0	0	0	0
Marc Bergevin	34	4	2	6	27	0	0	0	0
Tom Lysiak	17	0	5	5	2	0	0	0	0
Steve Ludzik	9	3	1	4	7	0	0	0	0
Bruce Boudreau	7	1	0	1	2	0	0	0	0
Bob Sauve	14	0	1	1	0	0	0	0	0
Bruce Cassidy	1	0	0	0	0	0	0	0	0
Mark La Varre	2	0	0	0	0	0	0	0	0
Murray Bannerman	24	0	0	0	6	0	0	0	0
Warren Skorodenski	1	0	0	0	0	0	0	0	0
Tom McMurchy	3	0	0	0	2	0	0	0	0
J.Larmer	2	0	0	0	0	0	0	0	0
Totals	**35**	**153**	**247**	**400**	**635**	**41**	**15**	**2**	**6**

G—Goals. A—Assists. Pt—Points. P—Power-play goals. M—Penalty minutes. W—Game-winning goals. T—Game-tying goals. S—Short-handed goals.

Goalie	Min	GA	Sv	Av	W-L-T
Bannerman	1316	112	741	5.11	9-10-3
Skorodenski	60	6	45	6.00	0- 1-0
Sauve	747	46	422	3.69	6- 5-1
Totals	**2123**	**166**	**1208**	**4.69**	**15-16-4**

GA—Goals against. Sh—Shots. Av—Goals-against average. W-L-T—Wins-losses-ties.

Game-by-game results

Date	Opponent	Dec.	Score	Goalie
Oct.				
10	at Quebec	L	6-2	Bannerman
12	at Montreal	L	6-3	Skorodenski
13	TORONTO	L	5-1	Bannerman
16	PITTSBURGH	T	*5-5	Bannerman
19	at Detroit	W	6-2	Sauve
20	PHILADELPHIA	L	5-2	Bannerman
23	HARTFORD	W	9-2	Sauve
24	at New Jersey	W	6-4	Bannerman
27	WASHINGTON	L	4-2	Sauve
30	at Minnesota	W	6-5	Bannerman
Nov.				
2	at Boston	L	5-4	Sauve
5	at Washington	L	8-4	Bannerman
7	at Philadelphia	L	6-2	Bannerman
9	at Pittsburgh	L	3-1	Bannerman
11	at NY Rangers	W	*5-4	Bannerman
13	QUEBEC	W	6-4	Bannerman
16	at Toronto	L	6-4	Bannerman
17	MINNESOTA	T	*5-5	Bannerman
20	VANCOUVER	W	2-0	Bannerman
23	at St. Louis	W	7-3	Bannerman
24	LOS ANGELES	T	*4-4	Sauve
26	at Vancouver	W	5-3	Bannerman
30	at Los Angeles	T	*6-6	Bannerman
December				
3	at Minnesota	L	9-2	Bannerman
6	at Calgary	L	5-2	Sauve
8	at Edmonton	L	4-3	Sauve
11	EDMONTON	L	12-9	Bannerman
14	at Montreal	L	6-3	Sauve
15	DETROIT	W	6-4	Bannerman
18	WINNIPEG	W	5-4	Bannerman
21	at Detroit	W	6-3	Sauve
22	CALGARY	W	*5-4	Sauve
26	at St. Louis	L	9-6	Bannerman
28	at Washington	W	7-4	Sauve
29	BOSTON	W	4-3	Sauve

*—Overtime

Pro football

NFL

Final

National Conference

Central	W	L	T	Pct.	PF	PA
CHICAGO	15	1	0	.938	456	198
Green Bay	8	8	0	.500	337	355
Minnesota	7	9	0	.438	346	359
Detroit	7	9	0	.438	307	366
Tampa Bay	2	14	0	.125	294	448
East	**W**	**L**	**T**	**Pct.**	**PF**	**PA**
Dallas	10	6	0	.625	357	333
y-N.Y. Giants	10	6	0	.625	399	283
Washington	10	6	0	.625	297	212
Philadelphia	7	9	0	.438	286	310
St. Louis	5	11	0	.313	278	414
West	**W**	**L**	**T**	**Pct.**	**PF**	**PA**
L.A. Rams	11	5	0	.688	340	277
y-San Francisco	10	6	0	.625	411	263
New Orleans	5	11	0	.313	294	401
Atlanta	4	12	0	.250	282	452

American Conference

East	W	L	T	Pct.	PF	PA
Miami	12	4	0	.750	428	320
y-N.Y. Jets	11	5	0	.688	393	264
y-New England	11	5	0	.688	362	290
Indianapolis	5	11	0	.313	320	386
Buffalo	2	14	0	.125	200	381
Central	**W**	**L**	**T**	**Pct.**	**PF**	**PA**
Cleveland	8	8	0	.500	287	294
Cincinnati	7	9	0	.438	441	437
Pittsburgh	7	9	0	.438	379	355
Houston	5	11	0	.313	284	412
West	**W**	**L**	**T**	**Pct.**	**PF**	**PA**
L.A. Raiders	12	4	0	.750	354	308
Denver	11	5	0	.688	380	329
San Diego	8	8	0	.500	467	435
Seattle	8	8	0	.500	349	303
Kansas City	6	10	0	.375	317	360

y—qualified as wild-card

NFL playoffs

Saturday's games

Divisional playoffs
Cleveland at Miami, 11:30 a.m.
Dallas at Los Angeles Rams, 3 p.m.

Sunday's games

Divisional playoffs
N.Y. Giants at CHICAGO, 11:30 a.m.
New England at L.A. Raiders, 3 p.m.

Sunday, Jan. 12

Conference championships
At sites of non-wild card teams with best record

Sunday, Jan. 26

Super Bowl XX
At New Orleans
AFC champion vs. NFC champion, 4 p.m.

Sunday, Dec. 29

First round
New York Giants 17, San Francisco 3

Saturday, Dec. 28

First round
New England 26, New York Jets 14

NFL final statistics

Team

NFC

Offense	Yards	Rush	Pass
San Francisco	5920	2232	3688
N.Y. Giants	5884	2451	3433
CHICAGO	5837	2761	3076
Dallas	5602	1741	3861
Green Bay	5371	2208	3163
Washington	5338	2523	2815
Philadelphia	5216	1630	3586
Minnesota	5151	1516	3635
St. Louis	5086	1974	3112
Atlanta	4960	2466	2494
Tampa Bay	4766	1644	3122
L.A. Rams	4520	2057	2463
New Orleans	4479	1683	2796
Detroit	4476	1538	2938

Defense	Yards	Rush	Pass
CHICAGO	4135	1310	2816
N.Y. Giants	4320	1482	2838
Washington	4480	1734	2746
L.A. Rams	4648	1586	3062
Philadelphia	5135	2205	2930
Green Bay	5173	2047	3126
San Francisco	5191	1683	3508
St. Louis	5381	2378	3003
Minnesota	5464	2223	3241
Detroit	5591	2685	2906
Dallas	5608	1853	3755
New Orleans	5815	2162	3653
Atlanta	5850	2052	3798
Tampa Bay	6108	2430	3678

AFC

Offense	Yards	Rush	Pass
San Diego	6536	1665	4870
Cincinnati	5900	2183	3717
N.Y. Jets	5896	2312	3584
Miami	5843	1729	4114
New England	5499	2331	3168
Denver	5496	1851	3645
L.A. Raiders	5408	2262	3146
Pittsburgh	5350	2177	3173
Seattle	5007	1644	3363
Indianapolis	5006	2439	2567
Cleveland	4921	2285	2636
Kansas City	4877	1486	3391
Houston	4652	1570	3082
Buffalo	4595	1611	2984

Defense	Yards	Rush	Pass
L.A. Raiders	4603	1605	2998
Pittsburgh	4659	1876	2783
New England	4714	1655	3059
N.Y. Jets	4772	1516	3256
Cleveland	4958	1851	3107
Seattle	5160	1837	3323
Denver	5179	1973	3206
Buffalo	5540	2462	3078
Indianapolis	5599	2145	3454
Kansas City	5658	2169	3489
Cincinnati	5663	1999	3664
Miami	5767	2256	3511
Houston	6155	2814	3341
San Diego	6265	1972	4293

NFL injury report

Saturday's games

AFC

Cleveland at Miami—BROWNS: T Paul Farren [knee] is out. QB Gary Danielson [shoulder] is doubtful. KR Clarence Weathers [shoulders] is questionable. LB Tom Cousineau [wrist], LB Clay Matthews [groin], WR-KR Glen Young [shoulder] are probable. DOLPHINS: S Glenn Blackwood [ankle], NT Bill Barnett [shoulder] are questionable. T Jon Giesler [knee], FB Woody Bennett [pinched nerve], S Bud Brown [thigh], DE Kim Bokamper [shoulder] is probable.

NFC

Dallas at Los Angeles Rams—COWBOYS: CB Ron Fellows [calf] is questionable. DE Kevin Brooks [groin], T Jim Cooper [neck], TE Doug Cosbie [knee], RB Todd Fowler [knee], WR Tony Hill [hamstring], QB Gary Hogeboom [left shoulder], WR Karl Powe [calf], QB Danny White [left shoulder] are probable. RAMS: G Dennis Harrah [calf] is probable.

Sunday's games

NFC

New York Giants at BEARS—GIANTS: CB Elvis Patterson [foot], CB-S Ted Watts [knee], RB Joe Morris [leg], NT Jim Burt [thumb] are probable. BEARS: DT Steve McMichael [knee] is probable.

AFC

New England at Los Angeles Raiders—PATRIOTS: WR Derwin Williams [knee] is out. TE Lin Dawson [knee], LB Brian Ingram [hamstring], CB Rod McSwain [thigh], LB Steve Nelson [shoulder], LB Ed Willliams are probable. RAIDERS: No injuries were reported.

College basketball

Dunkel ratings

Thursday's games

Favorite	Rtg	Opponent	Rtg	Diff
Midwest				
BallSt*	60.9	E.Michigan	51.2	10
Drake*	65.0	W.Tex.St	55.1	10
Evansville*	53.0	Morehead	49.8	3
Illinois*	77.3	Minnesota	61.8	16
Indiana*	75.4	Michigan	73.4	2
IndianaSt*	59.0	Butler	53.3	6
KansasSt*	68.9	Marquette	63.5	5
KentSt*	60.3	Toledo	52.1	8
Miami,O*	67.7	BowlgGr'n	44.1	24
Mich.St	71.9	OhioState*	71.8	0
N.Illinois*	59.0	OhioU	56.9	2
Purdue*	66.9	Iowa	60.2	7
St.Jos,Ind*	46.3	Ind.Cent	44.5	2
St.Louis*	59.3	S.Illinois	47.3	12
W.Michigan*	55.4	Cent.Mich	48.5	7
Wichita*	68.3	Abilene	49.4	19
East				
AmericanU	51.9	Brown	42.8	9
Columbia*	56.9	Lehigh	51.0	6
Cornell	52.4	Utica*	51.4	1
G'town,DC	78.9	Pittsburgh	62.3	17
HolyCross	55.8	Yale*	48.2	8
Lafayette	47.0	Harvard*	45.6	1
Rutgers*	58.8	PennState	46.7	12
St.Johns	71.6	Providence*	66.8	5
St.Peters*	55.0	LaSalle	53.4	2
Syracuse*	81.4	BostonCol	66.1	15
Villanova	63.0	SetonHall*	61.6	1
Wagner*	46.9	JerseyCity	39.7	7
South				
Alabama	72.8	Miss.St*	57.3	16
Arkansas*	71.8	S.M.U.	64.7	7
Eckerd*	43.4	Franklin	34.0	9
Kentucky	69.1	Auburn*	67.8	1
J'ksonv'le*	63.0	B-Cookman	35.6	27
L.S.U.*	66.8	Georgia	63.4	3
La.Tech	62.5	Iona	52.3	10
S.Carolina*	62.3	Cinc'nati	57.6	5
Tampa*	55.4	Barry	8.7	47
Tennessee*	72.4	Florida	68.7	4
Tenn.Tech*	61.6	Tiffin	40.8	21
Vanderbilt	63.9	Mis'sippi*	63.4	1
Xavier	63.5	Stetson*	52.3	11
Southwest				
H-Simmons	50.2	Samford*	49.4	1
Houston*	66.1	Texas	59.5	7
Hous.Bap't	50.3	Ga.State*	43.2	7
S.F.Austin*	57.8	E.Cent.Okla	41.9	16
T.C.U.*	64.5	Rice	51.7	13
Tex.ElP*	65.6	Brig.Young	53.5	12
TexasA&M*	63.9	Baylor	58.2	6
Far west				
Arizona*	67.0	Hawaii-Hilo	45.4	22
California*	65.6	Washington	65.5	0
Colo.St	57.3	Hawaii*	55.3	2
Marymount	41.0	Azusa*	36.0	5
Nev.LasV*	75.1	UtahSt	52.6	23
S.DiegoSt*	58.7	AirForce	51.5	7
Stanford*	68.0	Wash.St	59.4	9
U.C.L.A.*	70.6	Oregon	63.4	7

*Home team [4.0 is added to the ratings of teams playing at home.]

Pro basketball

NBA

Eastern Conference

Central Division	W	L	Pct.	GB
Milwaukee	22	12	.647	—
Atlanta	15	15	.500	5
Detroit	15	17	.469	6
Cleveland	14	18	.438	7
CHICAGO	13	21	.382	9
Indiana	9	21	.300	11
Atlantic Division	**W**	**L**	**Pct.**	**GB**
Boston	23	7	.767	—
Philadelphia	20	12	.625	4
New Jersey	20	13	.606	4½
Washington	15	15	.500	8
New York	11	21	.344	13

Western Conference

Midwest Division	W	L	Pct.	GB
Houston	20	12	.625	—
Denver	19	12	.613	½
San Antonio	19	13	.594	1
Utah	17	16	.515	3½
Dallas	14	15	.483	4½
Sacramento	9	22	.290	10½
Pacific Division	**W**	**L**	**Pct.**	**GB**
L.A. Lakers	25	5	.833	—
Portland	20	16	.556	8
Seattle	12	20	.375	14
Golden State	12	22	.353	15
Phoenix	10	19	.345	14½
L.A. Clippers	11	21	.344	15

Wednesday's result

Philadelphia 121, Portland 119, OT

Thursday's games

Detroit at CHICAGO, 7:30 p.m.
Washington at New York, 6:30 p.m.
Boston at Indiana, 6:30 p.m.
Houston at Golden State, 9:30 p.m.
San Antonio at Sacramento, 9:30 p.m.

Friday's games

New Jersey at Boston, 6:30 p.m.
Detroit at Atlanta, 6:30 p.m.
Milwaukee at Washington, 7 p.m.
L.A. Clippers at Cleveland, 7 p.m.
Utah at L.A. Lakers, 9:30 p.m.
Phoenix at Portland, 9:30 p.m.
Denver at Seattle, 9:30 p.m.

76ers 121, Blazers 119, OT

PHILADELPHIA [121]—Barkley 11-16 9-10 31, B.Jones 4-4 2-2 10, Malone 9-16 17-21 35, Cheeks 7-13 3-4 17, Erving 6-17 2-2 14, Wood 0-2 1-2 1, C.Johnson 0-1 0-2 0, Threatt 4-7 0-0 8, Catledge 2-3 1-2 5, Moss 0-0 0-0 0. 43-79 35-45 121.

PORTLAND [119]—Thompson 7-13 4-10 18, Vandeweghe 15-21 0-1 30, Bowie 6-8 1-1 14, Colter 3-8 2-2 8, Paxson 1-7 3-4 5, Drexler 11-15 1-2 23, Porter 3-7 0-0 6, K.Johnson 5-9 1-2 11, Kersey 2-3 0-0 4, C.Jones 0-0 1-2 1. 53-91 13-24 119.

Philadelphia	31	26	34	19	9—121
Portland	25	31	31	25	7—119

Fouled out—Barkley, Bowie. Rebounds—Philadelphia 55 [Malone 14], Portland 40 [K.Johnson 9]. Assists—Philadelphia 26 [Cheeks 7], Portland 26 [Drexler 12]. Total fouls—Philadelphia 24, Portland 29. Technicals—Portland Coach Ramsay; Philadelphia Coach Goukas; Portland illegal defense. A—12,666.

NBA statistics

Individual

Through Sunday

Scoring	G	FG	FT	Pts	Avg
Dantley, Utah	31	335	267	937	30.2
English, Den.	30	340	212	893	29.8
Wilkins, Atl.	30	311	171	799	26.6
Woolridge, BULLS	33	310	199	821	24.9
Davis, Phoe.	22	213	104	536	24.4
Short, G.S.	28	272	132	680	24.3
Free, Clev.	28	236	177	675	24.1
Olajuwon, Hou.	31	285	175	745	24.0
Malone, Phil.	30	228	263	719	24.0
Bird, Bos.	29	262	150	690	23.8

Rebounding	G	Off	Def	Tot	Avg
Williams, N.J.	32	122	272	394	12.3
Laimbeer, Det.	31	112	268	380	12.3
Olajuwon, Hou.	31	172	199	371	12.0
Sampson, Hou.	31	103	264	367	11.8
Malone, Phil.	30	130	217	347	11.6

Field goal percentage	FG	FGA	Pct
Thorpe, Sac.	121	189	.640
Johnson, S.A.	160	256	.627
Dawkins, N.J.	166	272	.610
Worthy, LAL	252	414	.609
Turpin, Clev.	174	295	.590

Assists	G	No.	Avg.
Johnson, LAL	28	365	13.0
Thomas, Det.	30	343	11.4
Bagley, Clev.	31	297	9.6
Cheeks, Phil.	30	286	9.5
Moore, S.A.	28	252	9.0

Free throw pct.	FTM	FTA	Pct
Mullin, GS	85	88	.966
Bird, Bos	150	162	.926
Ainge, Bos	52	57	.912
Bridgeman, LAC	70	77	.909
Paxson, Por	110	122	.902
Gminski, NJ	107	119	.899
Lloyd, Hou	87	99	.899
Davis, Dal	69	77	.896
Gervin, BULLS	103	115	.896

Three-point FGs	FGM	FGA	Pct
Wood, Phi	13	28	.464
Tucker, NY	19	41	.463
Macy, BULLS	33	73	.452
Hodges, Mil	37	86	.430
Nixon, LAC	10	24	.417
Floyd, GS	24	59	.407
Lucas, Hou	21	56	.375
Paxson, BULLS	11	30	.367
Free, Cle	26	71	.366
Ainge, Bos	11	31	.355

Transactions

Basketball

National Basketball Association

MILWAUKEE BUCKS—Placed guard Craig Hodges on the injured list and signed free agent guard Mike Glenn to a 10-day contract.

NEW JERSEY NETS—Suspended Micheal Ray Richardson, guard, indefinitely without pay.

Hockey

National Hockey League

BUFFALO SABRES—Recalled Richard Hajdu, left wing, from Rochester of the Amnerican Hockey League.

MONTREAL CANADIENS—Defenseman Rick Green will be lost to the club for six-to-eight weeks as a result of a fractured left thumb.

TORONTO MAPLE LEAFS—Signed Miroslav Ihnacak, right wing, to a multi-year contract.

College

RHODE ISLAND—Announced that Brian Forster, tight end, has been suspended by the school for the 1986 college football season because of academic problems.

RICE—Named Jerry Berndt head football coach and athletic director.

Awards, selections

Pro football

UNITED PRESS—Named running back Marcus Allen, Los Angeles Raiders, AFC Offensive Player of the Year. Named Eddie Brown, wide receiver, Cincinnati Bengals, NFL Offensive Rookie of the Year.

Soccer

MISL

Eastern Division	W	L	Pct.	GB
Minnesota	12	7	.632	—
Cleveland	9	7	.563	1½
Baltimore	8	8	.500	2½
Pittsburgh	8	8	.500	2½
Dallas	9	10	.474	3
CHICAGO	6	9	.400	4
Western Division	**W**	**L**	**Pct.**	**GB**
Wichita	10	5	.667	—
San Diego	10	6	.625	½
Kansas City	8	8	.500	2½
St. Louis	8	10	.444	3½
Tacoma	8	11	.421	4
Los Angeles	5	12	.294	6

Wednesday's results

No games scheduled

Thursday's games

No games scheduled

Friday's games

CHICAGO at Minnesota, 7:35 p.m.
Cleveland at Pittsburgh, 7:05 p.m.
Kansas City at Dallas, 7:35 p.m.
Tacoma at St. Louis, 7:35 p.m.
Wichita at San Diego, 9:35 p.m.

Tuesday's results

No games scheduled

Harry Sheer's Quidnunc

The Browner boys are the only three brothers to be the first players selected by their teams in National Football League drafts: Ross, by the Bengals in 1978; Joey by the Vikings in 1983; and Keith by Tampa Bay in 1984. Keith was named in the second round but was the team's first player selected because the Bucs did not have a first-round pick.

Quidnuncers who knew: Fred Conville, Don Kuball Jr., Jeff and Rich Doyle and Ray Crigley.

Add the following on the Scooter-Kraut Lines: Art Moynihan, Ted Kulawiak, Carl Volanti Jr. and Sr., Mike Beyers, Don Clay, Eddie Olesik, John and Frank Wroblewski, Joe Balitewicz, Stephen Johnson, John Schlayen and Leo Madura.

If you can identify the first major league baseball player to compete for two different teams in separate cities on the same day, mail the answer to Harry Sheer's Quidnunc, Chicago Tribune Sports, 435 N. Michigan Ave., Chicago, Ill., 60611.

Fans' college poll

This is your chance to pick the fans' national champion in college football. This ballot will run again in the Sunday and Monday editions of The Tribune. The fans' champ will be revealed Sunday, Jan. 12. Also, on this ballot, you may rate the top college basketball teams in the nation. Each week, in a random drawing of ballots, 25 fans will receive "Staff, Chicago Tribune Fans' Poll" jerseys. Mechanically reproduced copies are not acceptable.

Your vote for the top 10 college teams:

Football	Basketball
1.	1.
2.	2.
3.	3.
4.	4.
5.	5.
6.	6.
7.	7.
8.	8.
9.	9.
10.	10.

Name:

Address:

City and zip code:

Jersey size:

Mail your picks to: Fans' College Poll, Box FP, 435 N. Michigan Chicago, Ill. 60611

GIL THORP

College football

Major bowl schedule

Wednesday's results
Fiesta Bowl at Tempe, Ariz.
Michigan 27, Nebraska 23
Cotton Bowl at Dallas
Texas A&M 36, Auburn 16
Rose Bowl at Pasadena, Calif.
UCLA 45, Iowa 28
Sugar Bowl at New Orleans
Tennessee 35, Miami [Fla.] 7
Orange Bowl at Miami
Oklahoma 25, Penn State 10
Tuesday, Dec. 31
Peach Bowl at Atlanta
Army 31, Illinois 29
Bluebonnet Bowl at Houston
Air Force 24, Texas 16
All-American Bowl at Birmingham, Ala.
Georgia Tech 17, Michigan State 14
Monday, Dec. 30
Freedom Bowl at Anaheim, Calif.
Washington 20, Colorado 17
Gator Bowl at Jacksonville, Fla.
Florida St. 34, Oklahoma St. 23
Saturday, Dec. 28
Florida Citrus Bowl at Orlando, Fla.
Ohio State 10, Brigham Young 7
Sun Bowl at El Paso, Texas
Georgia 13, Arizona 13
Aloha Bowl at Honolulu, Hawaii
Alabama 24, Southern California 3
Friday, Dec. 27
Liberty Bowl at Memphis, Tenn.
Baylor 21, LSU 7
Sunday, Dec. 22
Holiday Bowl at San Diego
Arkansas 18, Arizona State 17
Saturday, Dec. 21
Cherry Bowl at Pontiac, Mich.
Maryland 35, Syracuse 18
Independence Bowl at Shreveport, La.
Minnesota 20, Clemson 13
Saturday, Dec. 14
California Bowl at Fresno, Calif.
Fresno State 51, Bowling Green 7

UCLA 45, Iowa 28

UCLA	10	14	7	14—45
Iowa	7	3	7	11—28

Iowa—Hudson 1 run [Houghtlin kick], 7-0
UCLA—Ball 30 run [Lee kick], 7-7
UCLA—FG Lee 42, 7-10
Iowa—FG Houghtlin 24, 10-10
UCLA—Ball 40 run [Lee kick], 10-17
UCLA—Ball 6 run [Lee kick], 10-24
Iowa—Long 4 run [Houghtlin kick], 17-24
UCLA—Sherrard 9 pass from Stevens [Lee kick], 17-31
UCLA—Ball 32 run [Lee kick], 17-38
Iowa—FG Houghtlin 52, 20-38
UCLA—Stevens 1 run [Lee kick], 20-45
Iowa—Happel 11 pass from Long [Harmon run], 28-45
A—103,292

Team	UCLA	Iowa
First downs	29	25
Rushes-yards	55-299	34-82
Passing yards	189	319
Return yards	0	16
Passes	16-26-1	29-38-1
Punts	2-39	2-33
Fumbles-lost	3-2	4-4
Penalties-yards	6-36	5-40
Time of Possession	31:38	28:22

Individual statistics

RUSHING—UCLA, Ball 22-227, Green 13-46, Farr 5-42, Greenwood 2-4, Dorrell 1-3, Primus 1-3, Thompson 1-3, Francois 1-1, Stevens 7-[minus 1], Norrie 1-[minus 2], Henderson 1-[minus 27]. Iowa, R. Harmon 14-55, Hudson 13-53, K. Harmon 1-8, Long 6-[minus 34].

PASSING—UCLA, Stevens 16-26-1, 189 yards. Iowa, Long 29-37-1, 319 yards; R. Harmon 0-1-0, 0.

RECEIVING—UCLA, Sherrard 4-48, Dorrell 3-59, Tennell 3-30, Anderson 2-14, Greenwood 1-15, Wilson 1-10, Farr 1-9, Green 1-4. Iowa, R. Harmon 11-102, Happel 6-89, Smith 4-44, Flagg 3-55, Helverson 1-17, Early 1-6, Clark 1-2, Hudson 1-2, K. Harmon 1-2.

Michigan 27, Nebraska 23

Nebraska	0	14	0	9—23
Michigan	3	0	24	0—27

Mich—FG Moons 42, 3-0
Neb—DuBose 5 pass from Clayton [Klein kick], 3-7
Neb—DuBose 3 run [Klein kick], 3-14
Mich—White 1 run [Moons kick], 10-14
Mich—Harbaugh 1 run [Moons kick], 17-14
Mich—FG Moons 19, 20-14
Mich—Harbaugh 2 run [Moons kick], 27-14
Neb—S. Taylor 1 run [Klein kick], 27-21
Neb—Safety, Robbins ran out of end zone, 27-23
A—72,454

Team	Neb	Mich
First downs	20	16
Rushes-yards	60-304	49-171
Passing yards	66	63
Return yards	20	3
Passes	6-15-1	6-16-0
Punts	3-40	5-44
Fumbles-lost	6-3	2-0
Penalties-yards	7-46	8-43
Time of possession	32:01	27:59

Individual statistics

RUSHING—Nebraska, DuBose 17-99, S. Taylor 10-76, Clayton 14-68, Rathman 9-47, Sheppard 7-13, Kaelin 1-1, Jones 2-0. Michigan, Morris 22-156, White 13-36, Perryman 2-1, Robbins 1-[minus 4], Harbaugh 11-[minus 20].

PASSING—Nebraska, Clayton 4-6-0, 51 yards; S. Taylor 2-9-1-15. Michigan, Harbaugh 6-15-0, 63. Jokisch 0-1-0-0.

RECEIVING—Nebraska, Frain 3-46, Smith 1-8, Sheppard 1-7, DuBose 1-5. Michigan, Kattus 3-38, Morris 2-10, Jokisch 1-15.

Texas A&M 36, Auburn 16

Auburn	7	6	3	0—16
Texas A&M	12	3	6	15—36

Aub.—Jackson 5 run [Johnson kick], 7-0
A&M—H. Johnson 11 run [kick failed], 7-6
A&M—Woodside 22 run [pass failed], 7-12
Aub—Jackson 73 pass from Washington [run failed], 13-12
A&M—FG Slater 26, 13-15
A&M—Toney 21 run [pass failed], 13-21
Aub—FG Johnson 26, 16-21
A&M—Woodside 9 pass from Murray [Bernstine run], 16-29
A&M—Toney 1 run [Slater kick], 16-36
A—73,137

Team	Aub	A&M
First downs	16	21
Rushes-yards	54-198	48-186
Passing yards	154	292
Return yards	48	51
Passes	7-17-2	16-26-1
Punts	5-43	5-45
Fumbles-lost	2-1	1-1
Penalties-yards	1-5	5-45
Time of possession	30:46	29:14

Individual statistics

RUSHING—Auburn, Jackson 31-129, Agee 5-36, Ware 8-31, Fullwood 5-25. Texas A&M, Toney 17-72, Vick 18-67, Woodside 3-32, H. Johnson 5-22.

PASSING—Auburn, Washington 2-7-0, 82 yards. Burger 5-10-2, 72. Texas A&M, Murray 16-26-1, 292.

RECEIVING—Auburn, Jackson 2-73, Weygand 1-31, Agee 1-9. Texas A&M, Bernstine 6-108, Woodside 3-88, Walker 3-40.

Tennessee 35, Miami, Fla. 7

Miami	7	0	0	0—7
Tennessee	0	14	14	7—35

Mia—Irvin 18 pass from Testaverde [Cox kick], 7-0
Ten—Smith 8 pass from Dickey [Reveiz kick], 7-7
Ten—McGee recovered fumble in end zone [Reveiz kick], 7-14
Ten—Henderson 1 run [Reveiz kick], 7-21
Ten—Powell 60 run [Reveiz kick], 7-28
Ten—Wilson 6 run [Reveiz kick], 7-35
A—77,432.

Team	Mia	Ten
First downs	22	16
Rushes-yards	30-32	43-211
Passing yards	237	131
Return yards	34	105
Passes	23-44-4	15-25-1
Punts	6-38	6-39
Fumbles-lost	5-2	2-1
Penalties-yards	15-120	11-125
Time of Possession	28:59	31:01

Individual statistics

RUSHING—Miami, Williams 8-43, Bratton 2-35, Highsmith 6-22, Oliver 4-10, Testaverde 10-[minus 78]. Tennessee, Powell 11-102, Wilson 7-27, Howard 5-26, Davis 5-25, Miller 4-14, Hawkins 2-10, Dickey 5-6, Henderson 4-1.

PASSING—Miami, Testaverde 20-38-3, 217 yards; Toretta 2-7-1, 13; Oliver 1-1-0-7. Tennessee, Dickey 15-25-1, 131 yards.

RECEIVING—Miami, Irvin 5-91, Perriman 4-43, W. Smith 4-26, Bratton 4-24, Williams 2-19, Blades 1-16, Brown 1-11, Testaverde 1-7, Highsmith 1-0. Tennessee, McGee 7-94, Swanson 3-17, Clinkscales 2-7, J. Smith 1-6, Howard 1-4, Wilson 1-3.

Oklahoma 25, Penn State 10

Penn State	7	3	0	0—10
Oklahoma	0	16	3	6—25

PSU—Manoa 1 run [Manca kick], 7-0
Okla—FG Lashar 26, 7-3
Okla—Jackson 71 pass from Holieway [Lashar kick], 7-10
Okla—FG Lashar 31, 7-13
Okla—FG Lashar 21, 7-16
PSU—FG Manca 27, 10-16
Okla—FG Lashar 22, 10-19
Okla—Carr 61 run [kick failed], 10-25
A—74,178

Team	PSU	Okla
First downs	14	12
Rushes-yards	38-103	52-226
Passing yards	164	91
Return yards	14	125
Passes	18-34-4	3-6-0
Punts	6-46	5-43
Fumbles-lost	2-1	5-1
Penalties-yards	6-49	7-45
Time of Possession	31:23	28:37

Individual statistics

RUSHING—Penn State, Dozier 12-39, F. Smith 9-23, Manoa 5-14, Timpson 1-21, Knizner 3-4, Clark 2-5, Shaffer 4-[minus 3]. Oklahoma, Carr 19-148, Tillman 7-43, Perry 8-24, Collins 1-18, Holieway 12-1, Stafford 4-[minus 2], E.Mitchell 1-[minus 4].

PASSING—Penn State, Shaffer 10-22-3, 74 yards; Knizner 8-11-1, 90; Dozier 0-1-0, 0. Oklaho-

Rose Bowl results

1925—Notre Dame 27, Stanford 10
1926—Alabama 20, Washington 19
1927—Alabama 7, Stanford 7
1928—Stanford 7, Pittsburgh 6
1929—Georgia Tech 8, California 7
1930—Southern Cal 47, Pittsburgh 14
1931—Alabama 24, Washington St. 10
1932—Southern Cal 21, Tulane 12
1933—Southern Cal 35, Pittsburgh 0
1934—Columbia 7, Stanford 0
1935—Alabama 29, Stanford 13
1936—Stanford 7, Southern Methodist 0
1937—Pittsburgh 21, Washington 0
1938—California 13, Alabama 0
1939—Southern Cal 7, Duke 3
1940—Southern Cal 14, Tennessee 0
1941—Stanford 21, Nebraska 13
1942—Oregon St. 20, Duke 16
1943—Georgia 9, UCLA 0
1944—Southern Cal 29, Washington 0
1945—Southern Cal 25, Tennessee 0
1946—Alabama 34, Southern Cal 14
1947—Illinois 45, UCLA 14
1948—Michigan 49, Southern Cal 0
1949—Northwestern 20, California 14
1950—Ohio St. 17, California 14
1951—Michigan 14, California 6
1952—Illinois 40, Stanford 7
1953—Southern Cal 7, Wisconsin 0
1954—Michigan St. 28, UCLA 20
1955—Ohio St. 20, Southern Cal 7
1956—Michigan 17, UCLA 14
1957—Iowa 35, Oregon St. 19
1958—Ohio St. 10, Oregon 7
1959—Iowa 38, California 12
1960—Washington 44, Wisconsin 8
1961—Washington 17, Minnesota 7
1962—Minnesota 21, UCLA 3
1963—Southern Cal 42, Wisconsin 37
1964—Illinois 17, Washington 7
1965—Michigan 34, Oregon St. 7
1966—UCLA 14, Michigan 12
1967—Purdue 14, Southern Cal 13
1968—Southern Cal 14, Indiana 3
1969—Ohio St. 27, Southern Cal 16
1970—Southern Cal 10, Michigan 3
1971—Stanford 27, Ohio St. 17
1972—Stanford 13, Michigan 12
1973—Southern Cal 42, Ohio St. 17
1974—Ohio St. 42, Southern Cal 21
1975—Southern Cal 18, Ohio St. 17
1976—UCLA 23, Ohio St. 10
1977—Southern Cal 14, Michigan 6
1978—Washington 27, Michigan 20
1979—Southern Cal 17, Michigan 10
1980—Southern Cal 17, Ohio St. 16
1981—Michigan 23, Washington 6
1982—Washington 28, Iowa 0
1983—UCLA 24, Michigan 14
1984—UCLA 45, Illinois 9
1985—Southern Cal 20, Ohio St. 17
1986—UCLA 45, Iowa 28

Orange Bowl winners

1945—Tulsa 26, Georgia Tech 12
1946—Miami, Fla. 13, Holy Cross 6
1947—Rice 8, Tennessee 0
1948—Georgia Tech 20, Kansas 14
1949—Texas 41, Georgia 28
1950—Santa Clara 21, Kentucky 13
1951—Clemson 15, Miami, Fla. 14
1952—Georgia Tech 17, Baylor 14
1953—Alabama 61, Syracuse 6
1954—Oklahoma 7, Maryland 0
1955—Duke 34, Nebraska 7
1956—Oklahoma 20, Maryland 6
1957—Colorado 27, Clemson 21
1958—Oklahoma 48, Duke 21
1959—Oklahoma 21, Syracuse 6
1960—Georgia 14, Missouri 0
1961—Missouri 21, Navy 14
1962—Louisiana St. 25, Colorado 7
1963—Alabama 17, Oklahoma 0
1964—Nebraska 13, Auburn 7
1965—Texas 21, Alabama 17
1966—Alabama 39, Nebraska 28
1967—Florida 27, Georgia Tech 12
1968—Oklahoma 26, Tennessee 24
1969—Penn St. 15, Kansas 14
1970—Penn St. 10, Missouri 3
1971—Nebraska 17, Louisiana St. 12
1972—Nebraska 38, Alabama 6
1973—Nebraska 40, Notre Dame 6
1974—Penn St. 16, Louisiana St. 9
1975—Notre Dame 13, Alabama 11
1976—Oklahoma 14, Michigan 6
1977—Ohio St. 27, Colorado 10
1978—Arkansas 31, Oklahoma 6
1979—Oklahoma 31, Nebraska 24
1980—Oklahoma 24, Florida St. 7
1981—Oklahoma 18, Florida St. 17
1982—Clemson 22, Nebraska 15
1983—Nebraska 21, Louisiana St. 20
1984—Miami, Fla. 31, Nebraska 30
1985—Washington 28, Oklahoma 17
1986—Oklahoma 25, Penn State 10

Sugar Bowl winners

1940—Texas A&M 14, Tulane 13
1941—Boston College 19, Tennessee 13
1942—Fordham 2, Missouri 0
1943—Tennessee 14, Tulsa 7
1944—Georgia Tech 20, Tulsa 18
1945—Duke 29, Alabama 26
1946—Oklahoma St. 33, St. Mary's 13
1947—Georgia 20, North Carolina 10
1948—Texas 27, Alabama 7
1949—Okalhoma 14, North Carolina 6
1950—Oklahoma 35, Lousiana St. 0
1951—Kentucky 13, Oklahoma 7
1952—Maryland 28, Tennessee 13
1953—Georgia Tech 24, Mississippi 7
1954—Georgia Tech 42, West Virginia 19
1955—Navy 21, Mississippi 0
1956—Georgia Tech 7, Pittsburgh 0
1957—Baylor 13, Tennessee 7
1958—Mississippi 39, Texas 7
1959—Louisiana St. 7, Clemson 0
1960—Mississippi 21, Louisiana St. 0
1961—Mississippi 14, Rice 6
1962—Alabama 10, Arkansas 3
1963—Mississippi 17, Arkansas 13
1964—Alabama 12, Mississippi 7
1965—Louisiana St. 13, Syracuse 10
1966—Missouri 20, Florida 18
1967—Alabama 34, Nebraska 7
1968—Louisiana St. 20, Wyoming 13
1969—Arkansas 16, Georgia 2
1970—Mississippi 27, Arkansas 22
1971—Tennessee 34, Air Force 13
1972—Oklahoma 40, Auburn 22
1973—Oklahoma 14, Penn St. 0
1974—Notre Dame 24, Alabama 23
1975—Nebraska 13, Florida 10
1976—Alabama 13, Penn St. 6
1977—Pittsburgh 27, Georgia 3
1978—Alabama 35, Ohio St. 6
1979—Alabama 14, Penn St. 7
1980—Alabama 24, Arkansas 9
1981—Georgia 17, Notre Dame 10
1982—Pittsburgh 24, Georgia 20
1983—Penn St. 27, Georgia 23
1984—Auburn 9, Michigan 7
1985—Nebraska 28, Louisiana St. 10
1986—Tennessee 35, Miami, Fla. 7

Cotton Bowl winners

1942—Alabama 29, Texas A&M 21
1943—Texas 14, Georgia Tech 7
1944—Texas 7, Randolph Field 7
1945—Oklahoma St. 34, Texas Christian 0
1946—Texas 40, Missouri 27
1947—Arkansas 0, Louisiana St. 0
1948—Southern Methodist 13, Penn St. 13
1949—Southern Methodist 21, Oregon 13
1950—Rice 27, North Carolina 13
1951—Tennessee 20, Texas 14
1952—Kentucky 20, Texas Christian 7
1953—Texas 16, Tennessee 0
1954—Rice 28, Alabama 6
1955—Georgia Tech 14, Arkansas 6
1956—Mississippi 14, Texas Christian 13
1957—Texas Christian 28, Syracuse 27
1958—Navy 20, Rice 7
1959—Texas Christian 0, Air Force 0
1960—Syracuse 23, Texas 14
1961—Duke 7, Arkansas 6
1962—Texas 12, Mississippi 7
1963—Louisiana St. 13, Texas 0
1964—Texas 28, Navy 6
1965—Arkansas 10, Nebraska 7
1966—Louisiana St. 14, Arkansas 7
1967—Georgia 24, Southern Methodist 9
1968—Texas A&M 20, Alabama 16
1969—Texas 36, Tennessee 13
1970—Texas 21, Notre Dame 17
1971—Notre Dame 24, Texas 11
1972—Penn St. 30, Texas 6
1973—Texas 17, Alabama 13
1974—Nebraska 19, Texas 3
1975—Penn St. 41, Baylor 20
1976—Arkansas 31, Georgia 10
1977—Houston 30, Maryland 21
1978—Notre Dame 38, Texas 10
1979—Notre Dame 35, Houston 34
1980—Houston 17, Nebraska 14
1981—Alabama 30, Baylor 2
1982—Texas 14, Alabama 12
1983—Southern Methodist 7, Pittsburgh 3
1984—Georgia 10, Texas 9
1985—Boston College 45, Houston 28
1986—Texas A&M 36, Auburn 16